

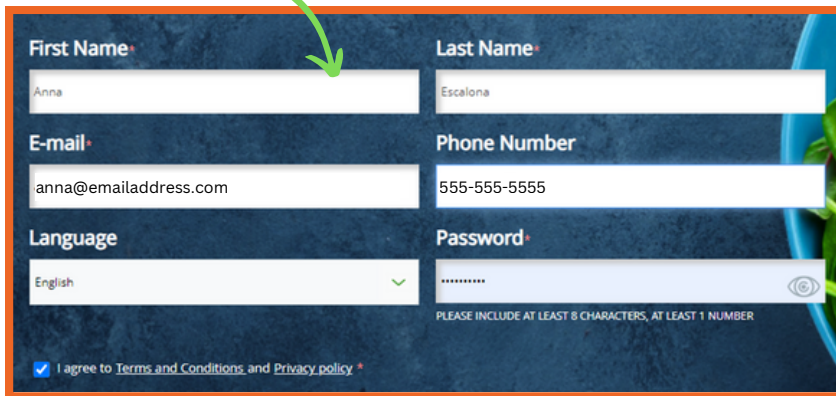
FD MealPlanner Instructions

1. <https://www.fdmealplanner.com/#menu/mp/Linden>
2. Click on Register



3. Enter information into required fields.

Your Information



First Name*
Anna

Last Name*
Escalona

E-mail*
anna@emailaddress.com

Phone Number
555-555-5555

Language
English

Password*

PLEASE INCLUDE AT LEAST 8 CHARACTERS, AT LEAST 1 NUMBER

☒ I agree to [Terms and Conditions](#) and [Privacy policy](#) *

Your Child's Information



Please tell us who this menu is for

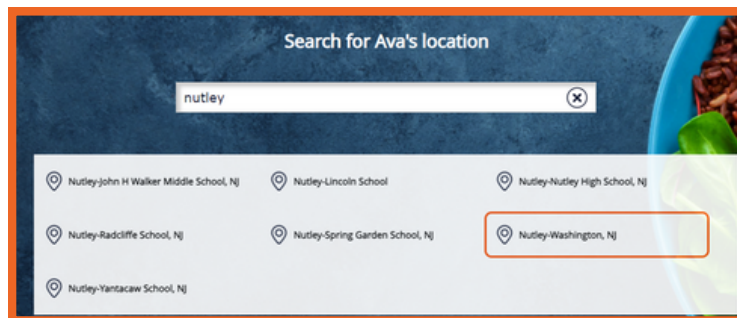
Choose First name*
Ava

Choose Last name*
Escalona

Enter User Id
12345

[Change this avatar](#)

[Back](#) [NEXT](#)



Search for Ava's location

nutley

- Nutley-John H Walker Middle School, NJ
- Nutley-Lincoln School
- Nutley-Nutley High School, NJ
- Nutley-Radcliffe School, NJ
- Nutley-Spring Garden School, NJ
- Nutley-Washington, NJ
- Nutley-Yantacaw School, NJ



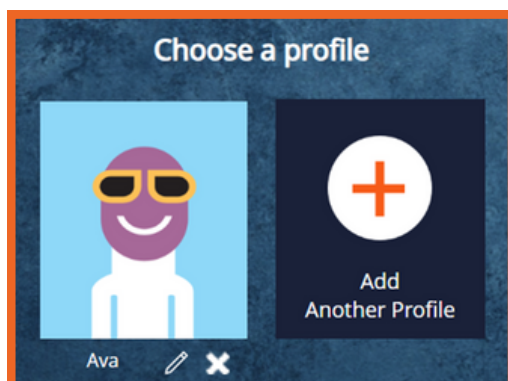
Does Ava have any allergies or dietary restrictions?

ALLERGEN
Allergen not available

DIETARY
Dietary not available

[Back](#) [SUBMIT](#)

4. Log in & Select Profile



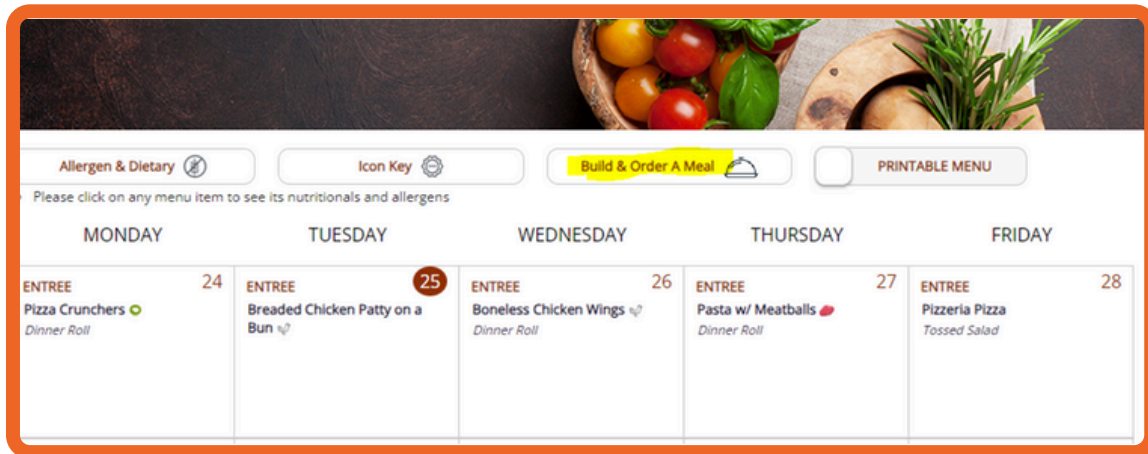
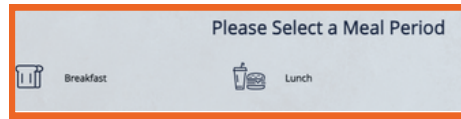
Choose a profile

Ava

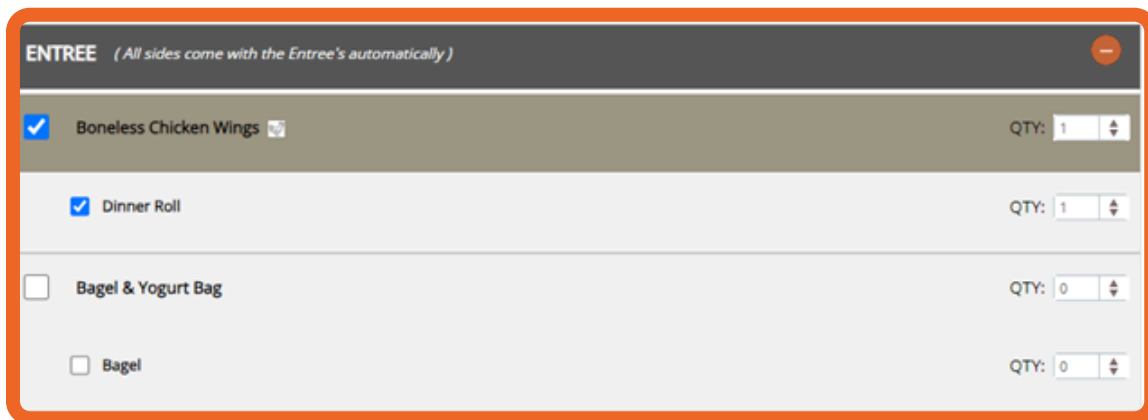
[Add Another Profile](#)

FD MealPlanner Instructions

5. Select Meal Period
6. Select Pre-K Lunch
7. Select Build & Order A Meal



8. Select desired entree. Select fruit, vegetable, and milk (students will automatically receive all).



9. Click "Add Items to Cart"

ADD ITEMS TO CART

10. If ordering for the entire month, repeat steps 7 & 8 for each day of the month
11. Click on the cart icon, located on the top left of the screen
12. Click "Checkout"
13. Choose Delivery Method: Pickup
14. Select Pickup Point: This is your child's classroom number
15. Choose Payment Mode: Enter your student's ID
16. Lastly, Click Place Order

- ★ You can also pre-order your child's lunch on the FDMealPlanner App
- ★ Please add funds to your child's lunch account through MySchoolBucks
- ★ Meals for the following day must be ordered no later than 10pm the night before